



FALLBROOK QUILT GUILD

PRESIDENT'S MESSAGE



Merry Christmas and Happy Holidays to you all. Be safe during your travels. I know you all cherish the moments you have with family and friends. I hope you all make great New Year's Resolutions ... like becoming a Board member or Committee chair for the 2015 – 2016 year.

Thank you everyone for participating in our Christmas celebration and those who brought food and donated food to the Fallbrook Pantry. Giving to others really feels great!

Don't forget to check with Ann Harris for your white glove assignment at Road 2 CA. This will be an outstanding opportunity for the Guild to promote out "Ants on Parade" quilt.

Since I made several quilts as gifts this year I had to make the labels ... which I hate doing. Well I finally embraced the task and decided to make them an art project – it was actually fun. Maybe someone can share their label making ideas at the next meeting.

Happy Quilting and Happy Holidays,

Sharon Baker
Bakegold@msn.com

The guild extends sympathy in the passing of the mother of Dianne Parker. For our members who approach this holiday without loved ones, we extend special thoughts and prayers to you and wish that in some small way their warm memories ease the loss.

Dixie L. Johns
Sunshine Committee



A beautiful Christmas banquet was enjoyed by all at our annual Christmas celebration.

GENERAL MEETING MINUTES

Call to Order: A general membership meeting of the F.Q.G. was held at the Fallbrook Community Center in Fallbrook CA. on December 4th, 2014. The meeting was convened at 6:35 P.M. Presiding was President Sharon Baker, who led the Pledge of Allegiance.

President's Announcements:

Reminded Executive Board and Committee Chairs there will no Board meeting this month. Next Board meeting will be Friday, January 9, 2015 at 10:00 A.M. at the Quilters Cottage, Fallbrook CA. Board meetings are the 2nd Friday of the month. All members are invited.

Tonight's food drive for the Fallbrook Food Pantry is located by the front door. Ardis Duhachek and Diana Rash will collect and deliver the food to the Food Pantry. Thanks to all for participating.

January General Meeting on January 8, 2015 (2nd Thursday due to New Year's Day) will feature Jeananne Wright from Longmont CO who will speak about the 40's-60's movement in quilts. Old time recipes and retro aprons will be featured. She will be available for appraisals on Saturday, January 10, 2015 tentatively either at Betty Hall's home or at the Senior Center.

Next month's open sew-in on January 10, 2015 (2nd Saturday due to New Year's Day) will be at the Senior Center. Don't stay home, bring your own stuff or work on Quilts of Love. Don't forget to check out the Workshop table for upcoming programs. We will be at FPUD starting in February 2015.

KUDOS: One of our own, Noreen Ring, won 3rd place in the "Show of Small Works" at the Brandon Gallery in November 2014. Congratulations, Noreen! And a huge thank you to Shirley Fleming and Cheryl Jeter for the great job with hospitality!

Business/Committee Reports:

2015 Quilt Show (Sandy Scott): The 2015 Quilt Show budget requires revision due to increased costs. **It was proposed that the total show budget be increased from \$500 to \$1500.** Discussion that costs will be kept to a minimum whenever feasible and members will be given a list of supplies needed for donations to further reduce expenses. **Motion to approve budget by Barb Anderson, seconded by Dianne Parker, motion passed by membership.**

Ways and Means (Sew and Sew 2): The opportunity quilt will be displayed at Road to California on January 22, 2015. We are still looking for white glove volunteers (we need 20 volunteers in order to show the opportunity quilt). If you volunteer 2 hours of white glove, you receive free admission. Please contact Ann Harris if you can help out.

Membership (Jo Anne Russell/Sylva Williams): 54 members signed in, no guests.

Block of the Month (Susie Alderson/Jan Conklin): 18 blocks returned this month. Check out Facebook and see what Ruby Hoffman did with the blocks she won last month. Next month's block is "Sew What's in Your Cup".

Cup and a Quarter (Tina Rainey/Betsy Shirkey): 5 cups this month including an 18 quarter wreath!

Monthly Drawing (Ursula Hohaus-Hawkins/Hildegard Duckworth): A beautiful Christmas wall hanging was donated by Ann Ondraka.

Show and Tell: Show and Tell along with UFOs were shown. Susie Alderson showed a reusable bag (BYOB pattern) that the FB Food Pantry has asked if we could help make due to the grocery bag ban. More later.

Drawings: Cup and a Quarter winners were Donna Johnson, Ursula Hohaus-Hawkins, Barb Anderson, Gigi Sartor, and Betty Hall. Monthly Drawing winner was Floyce Royer. Door Prize winners were Donna Johnson, Sharon Baker, Ruby Hoffman, Tina Rainey, Jo Ann Rego (2), Linda Musillami, Barb Anderson, and Robin Howell. Block of the Month raffle winner was Connie Follstad.

Speaker: Joshua Fleming

Meeting Adjourned: 8:40 p.m. Submitted by Diana Rash, Secretary

PROGRAMS AND WORKSHOPS

Our January meeting will feature well known quilt historian and collector, Jeananne Wright. Jeananne is a big time quilt lover, she is known to say , “I’ve never seen a quilt I haven’t liked!”

She loves to share about all the fabrics women have used to create their well used and heirloom quilts. She will be bringing many of her collected vintage quilts to show us, including some made from feed sacks and lots of bits and pieces.

Please see the page about the theme that Hospitality is promoting for the meeting. It will be a good opportunity to show off some of your grandmothers treasures.



Alissa Carlton joins us in February. She is co founder of the LA Modern Quilt Guild and an expert on what is happening in the modern quilt movement.

Quilt Appraisals

Our January 8th speaker, Jeananne Wright, is a quilt historian, collector and AQS certified quilt appraiser. She will be available for oral, (\$25)or written, (\$50) appraisals on Friday, January 9.

Jeananne is extremely knowledgeable about quilts and willingly shares her expertise with each client.

Come prepared to share what information you have about the history of your vintage quilt.

For new quilts, think about the time taken to construct and the cost of materials. Appointments are open to the public, so feel free to share this information with family and friends.

A second day of appraisals may be available if interest is high.

For further information and to schedule an appointment, contact Ann Harris 760-731-2226

angus2620@gmail.com.

Her workshop on Feb. 8th will be on Improvisational Piecing. Time to let that rotary cutter do more than just cut straight lines! Sign up at the programs table in January and learn how to make quilts that are all the rage with the young people of today. Photo below is example of her quilting





Christmas Potluck Was Holly Jolly Celebration of Friendship!

Christmas music rang throughout the community center; the food and beverage tables were decorated beautifully by Cheryl Jeter; guild members decorated their friendship group tables with spirited enthusiasm as Santa spun in a merry circle on tiptoe while earning the title of Most Humorous. Most Creative went to the table that bore Christmas tree centerpieces made of succulents. And, two tables tied for Most Traditional. One traditional table showcased a lovely quilt (by Mary Morrison) in place of a tablecloth, complemented by dinner napkins cleverly folded to look like Christmas trees. The second Most Traditional winner sparkled with crystal goblets and golden flatware placed on top of rich burgundy linens and embroidered holly table runner and napkins. The food tables were laden with gloriously generous and yummy offerings from our members, and no one went away hungry!


Our guest speaker was Joshua Fleming, who is a nationally awarded and recognized speaker and performer. He came to us from Pasadena City College where he is an Assistant Professor of Speech and Debate, as well as Theatre Arts. In addition, he is Director and Coach of Speech Forensics for PCC's competitive speech team. Josh provided interesting information on the history of quilting dating back to 900 B.C. and had us laughing at his interpretation of quilting terms as he spoke about "The Best Gift to Give." He also brought many of us to tears as he reminisced tenderly about the quilts he treasured, as well as how his own little boy's quilt will become a cherished keepsake in years to come.

The traditional Fat Quarter pass-around was a merry closing to the festivities as our guest speaker read 'Twas the Night Before Christmas. Gift bags of all shapes and sizes flew around the circle of quilters. And no one went home with the fat quarter they came with!

Hugs were exchanged as quilters disbursed with season's wishes of

Merry Christmas to All and to All a Good Night!

Shirley Fleming



1930s



1940s



1950s

January's Guild Meeting will be a step back in time when our speaker, Jeananne Wright, shows us what resourceful quilters used during the 1930s and 1940s to make quilts during the Great Depression of the 1930s and WWII in the 1940s. Then she'll be demonstrating how vintage blocks from that era have been combined with quilting from the 1950s and 1960s.

Ann Harris and the Sew Toos Friendship Group will be providing food from vintage recipes that our mothers, grandmothers, and great-grandmothers whipped up for their families. Remember Spam and Chipped Beef on Toast? Chiffon Cakes and Jell-O mold salads? Yum!!

In keeping with this theme, Hospitality has been asked to decorate with reminders of the past including...are you ready for this...Aprons! So, we're asking you, our guild members to wear your aprons on January 8. Maybe you inherited an H-back or bib style apron from the 1930s or wore an apron matching your mom's in the 1940s. By the 1950s, womens' clothing fashions were becoming more sophisticated, and women made aprons to reflect that sophistication. Do you still have one of those you can wear? Or, how about the 1960s? Bell-bottomed pant, go-go boots and love beads were worn with aprons made from psychedelic-patterned fabrics. It's time to bring those back for an evening. We'll see you there, so don't be square Daddy-o!



Submitted by Shirley Fleming



ANNOUNCEMENTS



Quilt Show Time

It's your friendly quilt show chair again with reminders that our show is only 11 months away! Be sure to keep the scraps of fabric from your quilts for the entry forms! Everyone should be willing to enter a quilt, and everyone should be willing to work with a committee (or two, or three!).

I'll be contacting you in January to request your help on the advertising and donations committees. I have someone who will do the art for the fliers and posters and bookmarks but need you to help with getting those things printed and ready for distribution. Donations for various committees will help us minimize the cost of the show, so start thinking about things that can be donated.

Hope everyone has a very Merry Christmas and great New Year!

Sandy Scott

Thank you to all who signed up for white gloving at the Road to California quilt show. Your hours are needed in order for us to sell opportunity tickets for our "Ants on Parade" quilt.

Thursday, January 22nd

11 AM-1 PM- Diana Rash, Jan Conklin, Anne Ondraka

1 PM-3 PM Sandy Scott, Sue Colby, Pam Wright

5 PM-6:30 PM - Kathy McKernan

Friday, January 23rd

9 AM-11 AM- Ruby Hoffman, Rosalie Mikelson, Andy Hard

11 AM-1 PM Diane Parker

1 PM-3 PM Sylvia Williams, Dawn Johnson, Lou Cobb, Connie Follstad

Saturday, January 24th

11 AM-1 PM - Ursula Hohaus-Hawkins,

Sunday, January 25th

10 AM-12 PM- Sharon Baker

Our quilt will be on display on Thursday only. Be sure to come on by and visit and perhaps give our workers for a little break. The faithful ticket selling crew includes:
Tina Rainey, Betsy Shirkey, Ardis Duhacek, Sandy Scott, and coordinator Ann Harris.

Quilts of Love

We had 9 baby quilts turned in at the last meeting.

Thank you to:

Barb Anderson
Irene Althaus
Vikki Sanchez

Kris Hamblen - 2
Dianne Parker- 2
JoAnn Rego
Tina Rainey

Hope you can join us on Sat. January 10 when we will be making

baby quilts from fabric squares, cutting fabrics, or whatever is needed to complete some baby quilts for our Camp Pendleton friends. It is a no cost workshop!

We wish you a Merry Christmas and Happy New Year.

Mary Anne Cardamon



Mary Morrison's cheery Christmas quilt.



Linda Lane's friendship group memory quilt.



Did I mention there was incredible FOOD??



CUP AND
LOTS OF FAT
QUARTERS
CHEER!




What a wonderful Christmas potluck party that was! We had the most generous 'CUP GIVERS' for this Christmas Season. 5 cups were donated by: Laura Small, Sheryl Kaplan, Anne Ondraka (2) and Jane Larson .

The lucky winners of the Cups were (l to r) Betty Hall, Gigi Sartor, Donna Johnson, Barb Anderson and Ursula Hohaus-Hawkins. Thank you all the 'elves' for your donations!

Your Cup and 1/4 Committee:
Tina Rainey and
Anne Ondraka

Sew What's in Your Cup?

This month's pattern for Block of the Month is an easy one that should go together in less than an hour including the cutting and pressing! If you're using your own fabric stash, we request that you use a blue or white background so that the finished blocks will have some cohesiveness. Also, the cup and the handle can be of the same fabric or not - your choice.



Cutting instructions:

Background (white or blue) 9"x 11" is plenty

A - 2 1/4" x 8 1/2"

B - [2] 2" x 5 1/4"

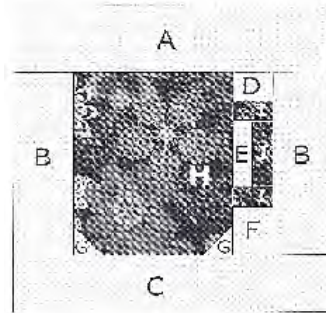
C - 2" x 8 1/2"

D - 1 1/4" x 1 1/2"

E - 1" x 2 1/4"

F - 1 1/2" x 1 3/4"

G - [2] 1 1/4" squares



Cup (main print) 5" x 6" is plenty

H - 4 1/2" x 5 1/4"

Cup Handle 3" x 4" or 1 1/2" x 6" is plenty (can be the same or different from the main fabric)

I - [2] 1" x 1 1/2"

J - 1" x 2 1/4"

Let the sewing begin using a 1/4" seam allowance throughout.

1. Draw a diagonal line on the wrong side of the [2] G 1 1/4" background squares. Matching the diagram, place the right sides together on the bottom corners of the cup H piece. Sew on the diagonal lines. Trim to 1/4" and press the seams toward the cup.
2. Sew E to J. Press toward the handle. Following the diagram, sew the [2] I's to the top and the bottom of the E/J unit to make the cup handle. Press the seams toward I. Then sew D and F to the top and bottom of the handle as shown in the diagram and press the seams toward I.
3. Sew the unit created in Step 2 to the cup created in Step 1. Press the seams toward the cup H. Then sew the [2] B's to each side of that unit and press toward B.
4. Following the diagram, sew A (this is a different size than C !!!) to the top and C to the bottom of the unit created in step 3. Press seams toward A and C respectively. You should now have an 8 1/2" block. Now, relax and have a cup of coffee or tea to celebrate that it's no longer an UFO unless, of course, you win all of the blocks!

Next meeting is **January 8th**, 2015 at 6:30 PM at the Fallbrook Community Center

Don't Forget:

Name tag
Block of the month
Show and Tell Quilts
Birthday Girls door prizes

JANUARY BIRTHDAY GIRLS

Kathy McKernan	Jan. 4
Sandy Sadler	Jan. 12
Nora Fusco	Jan. 21
Kris Hamblen	Jan. 23
Donna Johnson	Jan. 24
Carol Carpenter	Jan. 25
Sharon Baker	Jan. 29th

Bring a quilt goodie for the prize table!

Door prizes continue to see lovely and varied items each month. The donations show the imagination and generosity of our members. Please remember when your birthday month comes around it is your turn to make a gift to the guild for the door prizes.

Barb Anderson

The Village Quilter
Fallbrook Quilt Guild
P.O. Box 1704
Fallbrook, CA 92088



www.fallbrookquiltguild.com
On Facebook-search Fallbrook
Quilt Guild